

# Simba Healthcare Catalogue

Certified



Corporation




Simba Global

# Contents



10–19  
Towels



20–29  
Sheets



30–37  
Blankets



38–41  
Pillows



42–47  
Conscious  
Collection




48–55  
Bathrobes and  
Slippers



56-65  
Apparel



66-75  
Protection



76-85  
MIP Products



**Certified**



**Corporation**

## **Better, Together**

We work to contribute to a better world - for every person, every relationship, and every community. In all that we do, in every country that we touch, we will be better tomorrow than we are today.



**Simba Global**

Scan to  
learn more



# Simba Conscious

## Our Strategy to 2030

Simba Conscious is our strategy to drive better sustainability outcomes for our customers, suppliers and within our own operations.

Consisting of 4 key pillars, we have set ambitious, specific and measurable goals aligned with the United Nations Sustainable Development Goals to demonstrate our commitment to global sustainability priorities.

*Better, Together.*



# Strategic Pillars

We will work to contribute to a better world – for every person, every relationship, and every community. In all that we do, in every country that we touch, we will be better tomorrow than we are today.

## 1. Building Sustainable Supply Chains



### Enhance labour and human rights

100% compliant to local labour laws in our textile production supply chain



### Reduce environmental impact across supply chain

All manufacturers meet or exceed Simba's published emissions & water benchmarks



### Embed sustainable procurement

80% of our product suppliers meet and exceed Simba's ethical, sustainable and environmental procurement standards



### We are transparent



## 2. Product Stewardship



### Design for sustainability

100% of our product range and packaging has been assessed against and meets circular design principles



### Promote and support sustainable use of product

At least 60% of customers understand best practice in-use care and end-of-life opportunities



### Manage End-of-Life

80% of product offering will include a take back scheme



### We are accountable



## 3. Partnering for Impact



### Influence through our sustainability journey

At least 80% buy-in of our Simba Conscious program with our contracted customers



### Collaborate for innovative solutions

At least 25% reduction in the carbon footprint of our sold products or by project



### Drive action on climate

Achieve and maintain carbon neutrality of our Scope 1 and 2 emissions



### We are better together



## 4. Empowering Communities



### Empowering our people

Exceed best practice indices for diversity, equity and inclusion for Simba Global employees



### Community initiatives with impact

70% of staff are engaged in at least 1 community initiative each year



### Simba Charity Foundation

5% of annual profit from Simba Global donated to create 1.5x impact



### We are making change



# Towels





Independent test results of towel strengths (AWTA Product Testing Laboratory)

### Classic Cotton Towel



New towel

After 60 washes

A classic cotton towel showing the strength in the length and width direction. After 60 washes the strength has decreased from 460 N to 220 N and 220 N to 140 N.\*

vs

### Commercial Towel with Polycore Yarn Technology



New towel

After 60 washes

A Polycore towel showing the strength in the length and width direction. After 60 washes the strength has only decreased from 520 N to 490 N and from 490 N to 470 N.\*

\*Note: roughly speaking 10 N = 1 kg



# Enhancing commercial towels to offer even more. Stronger and more durable towelling, with the same soft feel.

## What is Simba Polycore Yarn Technology™?

Polycore Yarn Technology™ is a durable commercial towel technology engineered to perform better for longer, while never sacrificing comfort.

Featuring a unique yarn process, Polycore incorporates polyester into the core of the towel and encloses the core in a 100% cotton pile. Polycore features the natural, soft touch and feel of classic cotton with an improved lifespan due to its durable core.

Independently tested by the AWTA Product Testing Laboratory, Polycore enhances commercial towels to offer more washes, lasting 25% longer and offering a better financial return than standard commercial grade towels.

Polycore provides commercial towels with a unique textile blend that cuts drying time by an average of 8%, getting the towel back into the game quickly after each wash.



Lasts up to 25% longer than standard commercial towels.



Stronger than regular commercial grade towels.



Faster drying time, get more use per unit.

# Kingdom Commercial Towels



 Polycore™

Construction: PolyCore

**When you need a commercial towel that goes the extra mile, the Kingdom is the ideal choice for accommodation and care facilities.**

Unique to Simba, PolyCore Yarn Technology helps the Kingdom range of towels last up to 25% longer than standard commercial towels, and provides more efficient washing, drying, and general care, as well as a far more durable construction than other commercial pieces.

# Classic Commercial Towels



Construction: 100% Cotton Ring Spun

**The classic commercial towels in our range feature the kind of expert construction and carefully considered design you would expect from a premium towel.**

However, these commercial pieces are delivered with supreme value in mind, helping your place of accommodation or care facility complete its day to day operations. Soft to the touch, luxurious against the skin, hardwearing enough to stand up to the rigours of a daily commercial wash cycle, these are towels which are certain to match the aims and objectives of your business. Don't settle for anything less—instead, choose high-quality products to give your business the high-level support and scope it needs to really achieve the best results for clients.

# Deluxe Commercial Towels



Construction: 100% Combed Cotton

**The Deluxe commercial towel is the top of our range, and features the kind of expert technology and construction that sets it apart from other pieces in our collection.**

The deluxe name means value, as well as supreme quality. The soft texture, gorgeous look, and effective drying qualities, are secured for longer thanks to the 100% cotton construction which is strong enough to stand up to repeated commercial washes, day in day out.

# Budget Facewasher



Vat dyed

Construction: 100% Cotton

## Budget Facewasher

This facewasher is best utilised in an environment for single use or limited washes. Highly suitable for a healthcare or aged care environment.

# 100% Cotton with Jacquard Woven Bath Towel



Construction: 100% Cotton

## 100% Cotton with Jacquard Woven Bath Towel

Jacquard technology weaves intricate patterns into the fabric, creating unique designs for ease of identification in the laundry and the hospital.



Experience the Soft Texture, Gorgeous Appearance, and Reliable Long-Lasting Drying Qualities.

# Sheets



Improved  
ironing  
performance

Soft and  
consistent  
handfeel

A more  
sustainable  
service life



# Pushing sheet technology and textile innovation to its Edge.

## What is Simba Edge Technology™?

Developed in collaboration with leading Australian textile chemical manufacturer Oxford Technologies, Edge™ is an enhanced commercial sheeting technology that takes pride in ensuring a more sustainable service life for linen.


Edge excels in both form and function, designed to perform to its peak durability while maintaining a soft and consistent handfeel. Edge also maintains improved ironing performance and reduces sheet piling, preserving a reliable and premium finish.

Edge technology allows for laundering at reduced temperatures, saving energy and reducing linen shrinkage, so that your linen can lead a much longer and gentler life.

Excelling in not only form, but also function.



Maintains a softer and more consistent handle



Less shrinkage and gentler impact on the environment



Premium hotel finish with minimal creasing

# Sapphire Commercial Sheets



Edge™

125 TC

Construction: 50/50 Poly Cotton

## 50/50 Poly Cotton Sapphire Sheet Range.

The Sapphire sheet range, designed for the tough conditions of modern commercial laundries, is stronger and more durable than 100% cotton sheets. Developed with Oxford Technologies, its Simba Edge technology minimizes pilling, enhances ironing performance, and extends sheet life.

# Classic Sheet Range



Edge™

130 TC

Construction: 60/40 Cotton Poly

## At first glance, the bedsheet is a simple product, designed with clear and straightforward aims in mind.

When we factor in the kinds of stresses and strains these products are put through, we begin to recognise the importance of quality and carefully considered engineering. This is of particular importance when it comes to commercial bed linen, which is why our Classic Sheet range is a popular choice among business owners. Constructed with luxury and softness, but with the kind of attention to detail that enables them to stand up to wash after wash with ease, the Classic range marries durability with comfort in a manner that both guests and staff will appreciate.

# Deluxe Sheet Range



180 TC

Construction: 75/25 Cotton Poly

**The sheets in our Deluxe range represent a step beyond in every sense.**

This range elevates our commitment to quality and softness, offering a luxurious feel that surpasses touch. Crafted from 75/25 cotton poly, Deluxe pieces are engineered for durability, enduring repeated washes without compromising comfort. They maintain high levels of luxury even after extended use in your business.

# Executive Commercial Sheets



200 TC

Construction: 80/20 Cotton Poly

**The Executive Sheet range features an expertly engineered blend of 80% cotton and 20% polyester fibres, designed to provide unbeatable luxury to patients in search of a splendid night's sleep.**

Your business relies upon the experience it offers to guests, and so investing in sheets like these—sheets you can trust to do the business time and time again—results in unparalleled peace of mind.

Our range features the sort of construction that will keep the sheet looking and feeling their best for longer, dramatically maximising the value you and your business will enjoy.

# 10mm Dress Sheet Range



250 TC

Construction: 50/50 Cotton/Polyester – 10mm dobby stripe

**The experience you provide to your guests and clients is paramount.**

This means providing intense softness and comfort, as well as the kind of attention to detail which complements your decor and your services.

The Dress sheet range feature a smart satin stripe pattern and texture which will provide the right impression to clients. Manufactured using a sturdy cotton and polyester blend, these fast-drying sheets will stand up to the rigours of commercial washing, securing the same sharp aesthetic appeal and tactile softness for longer. In terms of long term value, it is difficult to challenge our Dress Sheet range.



Longer lasting, stronger commercial linen, that delivers.

# Blankets



# Fibresmart Blankets

Fibresmart 



Construction: Knitted Polyester with Carbon Thread

**The Fibresmart blanket is the smarter bed cover solution.**

It has a marked reduction in lint generation and has better heat entrapment. Being made from synthetic fibres results in a dramatic reduction in the growth of bacteria as well as elimination of odours. This product is also widely used as a bedspread.

# Cellular Health Care Blankets



Construction: 100% Cotton

**100% Cotton Cellular Blankets.**

Constructed with patients front of mind, the cellular weave enhances heat retention for warmth and comfort.

# Jacquard Cellular Health Care Blanket



Construction: 100% Cotton

## Jacquard Cellular Health Care Blanket

Jacquard technology weaves intricate patterns into the fabric, creating unique designs for ease of identification in the laundry and the hospital.

# Polycell Blanket



Construction: Polyester/Carbon Thread Woven

## Polycell Blanket

- 100% FR polyester for inherent fire retardancy. The FR property will remain for the life of the blanket.
- High tensile strength, greater than 1000N in both directions, when measured according to AS 2001.2.3.
- Special open end spun yarn is used that traps more air within the fabric providing greater insulation. Tests show the TOG rating is 20% higher than the identically constructed cotton cell blanket.
- The hydrophobic polyester fibres greatly reduce the water carry over onto the dryer. During development of the blanket as little as 0.2kg of water are carried into the dryer by each blanket. The result is that drying is done quicker and with significantly less energy used.

# Healthcare Bedspread



Construction: 100% Polyester

## Healthcare Bedspread – MACI Sage

Transform any patient room with the Healthcare Bedspread, designed to balance comfort, durability, and aesthetics. Add a touch of sophistication, instantly enhancing the look and feel of any healthcare environment.



# Winter Bunny Rug



Construction: 100% Cotton Flannelette

## Warm and soft.

Experience ultimate warmth with the Winter Bunning Rug, crafted from 100% cotton flannelette. This cosy and soft rug offers superior comfort, making it perfect for chilly nights. Durable and stylish, it adds a touch of elegance to any room while keeping you snug all winter long.

# Pillows



# Pillows



600 grams

Construction: 100% Polyester Taffeta, Polyester Fill

## VFM Waterproof pillow

Featuring a liquid impervious cover, the breathable and comfortable pillow whilst remaining soil, stain and tear-resistant. It is also antibacterial and anti-fungal with a protective barrier against allergens. It is an easy to wipe down clean.



When you need a reliable pillow for your patients and residents, you can count on Simba.



# Conscious Collection™

by Simba Global



## What is the Conscious Collection?

Thoughtfully designed in Australia, the Conscious Collection brings a modern, considered approach to sustainable comfort. Each product is crafted with carefully selected materials that incorporate certified recycled fibres, offering a premium feel without compromise.

Presented in fully recyclable packaging, the Conscious Collection reflects a commitment to thoughtful design and responsible choices for modern hospitality. By choosing the Conscious Collection, you're embracing comfort that enhances the guest experience while being considerate of the world around us.

Sustainable Materials

Eco-Friendly Packaging

Designed for Comfort &  
Sustainability

# EcoConscious Pillows

EcoConscious™



## Pillow Soft—Silver Piping



Lightweight and plush, the 800g soft pillow offers gentle support with a comfortable sink-in feel. Ideal for guests who prefer a softer sleep surface, it suits front, back, and stomach sleepers while delivering reliable performance for hospitality use.

Construction: Cover: 100% Cotton Cover Fill: 100% Recycled Polyester

Code	Description	Dimensions (cm)	Box quantity	Weight (grams)
PI-EC800-S0	Standard	50 x 75	10	800

EcoConscious™



## Pillow Firm — White Piping



Filled to 1000g for enhanced structure and support, this firm pillow is designed for guests who prefer a more supportive feel. It maintains its shape night after night, making it ideal for side and back sleepers in demanding hospitality environments.

Construction: Cover: 100% Cotton Cover Fill: 100% Recycled Polyester

Code	Description	Dimensions (cm)	Box quantity	Weight (grams)
PI-EC1000-FI	Standard	50 x 75	10	1000

EcoConscious™



## Pillow — King



Generously filled to 1200g, the king pillow delivers elevated comfort with fuller support and presence on the bed. Designed to complement king-sized beds in premium hospitality settings, it offers a luxurious sleep experience while meeting the durability standards of commercial use.

Construction: Cover: 100% Cotton Cover Fill: 100% Recycled Polyester

Code	Description	Dimensions (cm)	Box quantity	Weight (grams)
PI-EC1200-KG	King	50 x 90	10	1200

## Why we offer Soft & Firm Pillows

Providing both soft and firm pillow options to each guest ensures their comfort by allowing them to select their preferred level of support for a restful night's sleep. Each pillow features distinct colour piping that is subtle and visible to housekeeping staff, enabling efficient room turnover and guaranteeing guests enjoy the highest sleep quality during their hotel stay.

# EcoConscious Quilts



Construction: 100% Cotton Cover, GRS Certified Recycled Polyester Fill

**Designed for the Australian climate, EcoConscious quilts offer breathable, balanced comfort, tailored to guest needs and engineered to deliver a refined sleep experience guests will remember.**

With a 100% cotton cover and GRS-certified recycled polyester filling, EcoConscious quilts feature a 340gsm fill weight, delivering lasting softness, supportive loft, and easy care—ideal for modern hospitality environments.

Code	Description	Dimensions (cm)	Box quantity	Weight (gsm)
QI-EC340-SB	Single	140 × 210	5	340
QI-EC341-KSB	King Single	165 × 210	5	340
QI-EC342-DB	Double	180 × 210	5	340
QI-EC344-QB	Queen	210 × 210	5	340
QI-EC345-KB	King	240 × 210	5	340

# EcoConscious Mattress Toppers



Construction: 100% Microfibre Cover, GRS Certified Recycled Polyester Fill

**EcoConscious mattress toppers will transform your mattress by adding extra cushioning for ultimate comfort.**

Developed in Australia, EcoConscious mattress toppers combine sustainable design with 1000gsm GRS-certified recycled polyester filling and a soft, breathable microfibre cover. Offering balanced comfort and airflow, they enhance sleep quality while supporting more responsible hospitality choices.

Code	Description	Dimensions (cm)	Box quantity	Weight (gsm)
MTR-1000-SB	Single	91 × 188 × 40	2	1000
MTR-1001-LS	Long Single	90 × 203 × 40	2	1000
MTR-1002-KS	King Single	107 × 203 × 40	2	1000
MTR-1003-DB	Double	138 × 188 × 40	2	1000
MTR-1004-QB	Queen	153 × 203 × 40	2	1000
MTR-1005-KB	King	183 × 203 × 40	2	1000

## **Bathrobes and Slippers**



# Kingdom Terry Kimono Cotton Bathrobe



Construction: 100% Cotton Terry

**Retaining the feeling of warm, luxurious softness against the skin, even after repeated commercial washes, is no easy feat.**

However, this is something the Kingdom Terry Kimono bathroom achieves with ease.

For those times when you need a robe which will stand up to the test of long term usage, even when the rigours of commercial usage are factored in, without compromising on a sumptuous experience for the wearer, the Kingdom Terry kimono cannot be beaten.

# Executive Terry Cotton Bathrobe



Construction: 100% Cotton Terry

**The Executive Terry bathrobe sits at the upper end of our product range, and perfectly represents our commitment to luxury, comfort, softness, and reliability.**

Manufactured using 100% cotton terry fibres, the sumptuous feel and smart aesthetic of this bathrobe is second to none, and this will not be lost on your guests, clients, or other users.

What's more, you can rely on the Executive Terry robe to stay looking and feeling its best, even after the stresses of repeated commercial wash cycles. This robe is the ideal choice thanks to its sumptuous texture, its ultra-absorbency, and its expert construction.

# Deluxe Microfibre Robe



Construction: 100% Microfibre

**A great bathrobe has to look the part, but it also has to provide the right levels of comfort and warmth for all wearers, at all times of year.**

This is what makes the Deluxe Microfibre bathrobe such a fine choice for a wide range of commercial applications. The 100% microfibre construction secures luxurious softness and gentle but effective insulation against the cold. The Deluxe Microfibre bathrobe model is designed to achieve supreme longevity and durability, maximising the value you and your business enjoy in the long term.

# Waffle Bathrobe



Construction: 50/50 Poly / Cotton

**Envelope yourself in lightweight comfort**

Offering warmth without the bulk, our lightweight Waffle Robe features 2 front pockets and a tie belt. Sized to fit most.


# Slippers



## Open Toe Slipper

Add a feeling of wellbeing with the Open Toe Slipper. Sized to fit ladies size 8 – 9, this versatile shoe provides easy comfort without restriction to movement.

Construction: 100% Microfibre



## Closed Toe Slipper

Step into comfort with the Closed Toe Slipper. Encouraging relaxation, the enclosed toe also provides extra warmth. Sized to fit ladies size 8 – 9. Print decoration is available.

Construction: 100% Microfibre



Enjoy the ultimate relaxation with our Simba robes.

# Apparel



# Scrub Tops



Construction: 65% Polyester, 35% Cotton, Durable Commercial Laundry Grade

## Scrub tops

Teal V neck scrub top with front hip pockets and one chest pocket. Unisex, smart, comfortable, durable and easy care. Can be branded/personalised if required – minimums apply. Multiple colours available.

# Scrub Pants



Construction: 65% Polyester, 35% Cotton, Durable Commercial Laundry Grade

## Scrub pants

Teal scrub pants with elastic and drawstring waist. Unisex, smart, comfortable, durable and easy care. Can be branded/personalised if required – minimums apply. Multiple colours available.

# Warm-up Jacket



Construction: 65% Polyester, 35% Cotton

## Warm-up Jacket Royal Blue RFID

Knitted cuffs and neck, dome closure with pockets on front. Soft, breathable and comfortable. Keep your staff warm and in comfort in operating theatres.

# Patient Gown Wrap Style



Construction: 50/50 Cotton/Polyester

## A universal gown with full coverage.

Made from poly-cotton fabric, our Patient Gown Wrap Style provides comfortable and breathable wear. Its properties include three ties and adequate thickness to maintain patient modesty. The gowns are sized to fit most.

# Patient Gown – Blue Studs



Construction: 50/50 Polyester/Cotton

## Effortless Comfort and Secure Fit

The Patient Gown with Blue Studs is durable making it ideal for all healthcare settings, combining comfort, functionality, and reliability.

# Patient Gown



Construction: 50/50 Polyester/Cotton

## Breathable Comfort with Dignified Coverage

Comfortable and practical, these breathable gowns offer secure ties and modest coverage for patient dignity, meeting the highest healthcare standard.

# Reusable Gown



AAMI Level 2

Class 1 Medical Device ARTG 334326

Construction: 99.7% Polyester 0.3% carbon

**We make your safety our number one priority.**

Protect patients and healthcare workers from micro-organisms, body fluids and particulate matter. Providing AAMI Level 2 barrier protection, our reusable gown is crafted from 120 gsm, barrier fabric, certified to EN 13795 and specially designed for fluid resistant applications such as Isolation gowns and surgical gowns. The dense fabric construction and special finish ensures the spray resistance (0.1 g AATCC 42)\* and fluid resistance (30 cm AATCC 127) exceeds that required for AAMI Level 2 (<1.0 g AATCC 42 & >20 cm AATCC 127)\* and retains the required performance even after 100 washes†.

\*Based on independent test reports.

†The washing durability is based on AATCC 61 IVA wash where 1 wash equals approximately 5 industrial washes.

# Reusable Gown



AAMI Level 3

Class 1 Medical Device ARTG 334326

Construction: 99% Polyester, 1% Carbon

## Reusable L3 Surgical Gown

Introducing Simba's Reusable Level 3 Surgical Gown registered with the TGA.

Simba's technical team, in collaboration with key laundry and healthcare partners developed a reusable surgical gown to tackle the waste caused by single use products in the healthcare sector.

The L3 gown, along with Simba's Universal Drapes, are part of a comprehensive solution to reduce waste in the operating theatres. A reusable surgical pack will make a positive impact on the environment by replacing single-use products, while still maintaining high standards of patient care.

Successful trials of Simba's reusable surgical packs have taken place in operating theatres of major Melbourne hospitals demonstrating the effectiveness of our innovative solution.

**Protection**



# Fibresmart Strapped Mattress Protectors



Construction: 100% Microfibre - 25mm straps

**The Fibresmart Range is a new generation of synthetic long chain fibres used to create energy smart sleep technology.**

Fibresmart Strapped Mattress Protectors have a soft and luxurious feel. The Fibresmart mattress protector is hypoallergenic, durable and easy to wash.

# Fibresmart Fitted Mattress Protectors



Construction: 100% Microfibre - with fitted wall

**Fibresmart is super absorbent and wicks moisture away from your body keeping you feeling clean and fresh the whole night.**

Fibresmart Fitted Mattress Protectors are hypoallergenic making it perfect for those who have hyper-sensitive skin or experience hay fever.

# Waterproof Mattress Protectors



Construction: 100% Polyester Jacquard, TPU Backing

## Peace of mind for a better night's sleep.

The comfortable jacquard top of the Waterproof Mattress Protectors adds extra plush to any bed.

Covering both the top and sides of the mattress, the extra coverage provides a protective fully water-proof backing layer.

# Reusable Bed Pad



Construction: Cotton Polyester (Tri Layer)

## Reusable Bed Pad with a waterproof base.

The Reusable Bed Pad is designed to absorb moisture in a care environment while including a waterproof base. Constructed with a tri layer design it contains a top layer of cotton polyester for comfort, a middle layer for absorption and a PU based bottom layer to ensure no leakage. The Reusable Bed Pad is designed to be used with the pink side facing down into the bed, and has the capacity to hold approximately one and a half litres.

# Reusable Bed Pad (with tuckin)



Construction: 100% Polyester (Tri Layer)

## Value for money bed pad with wings for easy tuckin.

The Reusable Bed Pad with tuckin is designed to absorb moisture in a care environment. Constructed with a tri layer design, with the middle layer designed for maximum absorption capacity.

With the capacity to hold approximately two litres, the Reusable Bed Pad is easy to handle and comes equipped with wings. Designed to be used with the purple side up.

# Nappy Towelling



Construction: 100% Cotton

## Nappy Towelling

This 100% cotton nappy towel offers exceptional softness and absorbency, perfect for delicate skin. Durable and gentle, it's ideal for everyday use. Easy to clean and maintain, this towel ensures comfort and reliability, making it a must-have for any nursery.

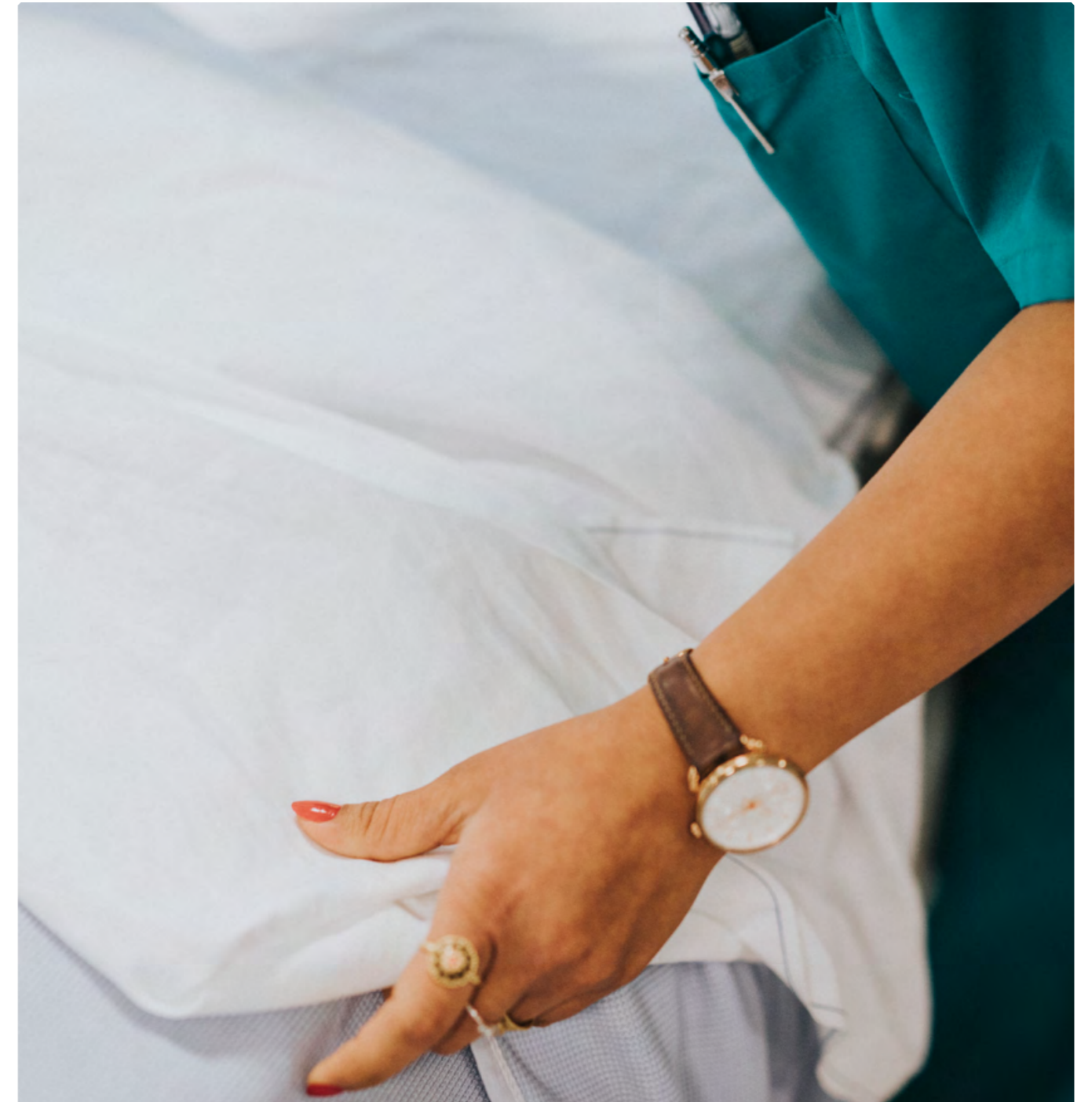
# Slide Sheets



Construction: 100% Polyester Taffeta

**Helping staff and patients to stay safe.**

An essential manual handling tool, the unique slippery surface of our Slide Sheets ensures that trained staff can reposition patients or residents easily and safely. Made from polyester taffeta, the sheet feels smooth to the skin and can work on top of most bedding surfaces. It launders well and the edges are heat sealed to ensure there is no fraying to extend use.



Combining comfort with a peace of mind is a winning combination.

**MIP Products**



# Fusion Under Pads



Features and Benefits: Stay Dry unquilted surface, Patented fused construction, impermeable PU backing

## Fusion Under Pads

Equipped with "Stay Dry" technology, provide rapid moisture wicking, superior absorbency, and a flat, ultra-thin profile that reduces pressure points. These reusable, eco-friendly pads are an ideal incontinence care solution for sustainable healthcare.

# UltraKnit Sheets



Features and Benefits: Fast drying, Patented Foot Ease Feature

## UltraKnit Sheets

Combine resilience and comfort with pilling-resistant fabric, minimal shrinkage, and quick-drying properties. They deliver a smooth, wrinkle-free surface that enhances operational efficiency and patient experience.

# Solus Patient Gown



Features and Benefits: Fade resistant colour, Moisture Management, Quick Drying, Wrinkle resistant fabric

## Solus Patient Gown

Deliver 50% softer fabric, full-wrap design for dignity, and moisture-wicking properties for enhanced comfort. Quick-drying and stain-resistant, they are a durable choice for modern healthcare needs.

# Solus I.V. Gown



Features and Benefits: 40% quicker drying time, superior polyester fabric, full wrap around design

## Solus I.V. Gown

Deliver 50% softer fabric, full-wrap design for dignity, and moisture-wicking properties for enhanced comfort. Quick-drying and stain-resistant, they are a durable choice for modern healthcare needs.

The Solus patient gowns were developed using the latest in textile technology to enhance patient care while maximising efficiencies.

The gown closures have Konnectm snaps made of plastic specially designed and recognised for their durability.

# Solus Bariatric I.V. Gown



Features and Benefits: 40% quicker drying time, superior polyester fabric, full wrap around design

## Solus Bariatric I.V. Gown

Deliver 50% softer fabric, full-wrap design for dignity, and moisture-wicking properties for enhanced comfort. Quick-drying and stain-resistant, they are a durable choice for modern healthcare needs.

Specialised products designed to meet the needs of bariatric residents or patients.

The gown help provide a healthy skin environment with enhanced moisture management properties, wrinkle resistant to reduce the risk of pressure injuries, commonly experienced by care recipients with limited mobility in bed.

# On The Right Track System



Construction: 100% Polyester

## On The Right Track System

A patented curtain system that streamlines infection control with quick-change functionality, reducing nosocomial risks and enhancing caregiver efficiency while ensuring patient comfort through a silent rail system.

# Swift Sliders



Features and Benefits: Thin profile, low friction backing

## Swift Sliders

This dual-component system, featuring the Swift Slider and UltraSlide bottom sheet, simplifies patient repositioning and turning. Designed for caregiver ease, it supports standard and bariatric mattresses with soft, heat-reducing fabrics.

A cost-effective patient repositioning Sliding sheet, that helps promote patient/resident independence and reduces staff/nurse neck and back injuries caused by lifting and repositioning. Part of the Swift UltraSlide Repositioning System.

# Swift UltraSlide



Features and Benefits: Ultra Knit, Central Panel - Taffeta with Carbon Fibres

## Swift UltraSlide

This dual-component system, featuring the Swift Slider and UltraSlide bottom sheet, simplifies patient repositioning and turning. Designed for caregiver ease, it supports standard and bariatric mattresses with soft, heat-reducing fabrics.

We ignite greatness in our people, our clients and our suppliers. We deliver superior quality, certainty and value by disrupting the status quo. We bring capabilities in design, products, supply, data and science to create change. We link history, transparency, passion and a focus on the future to play our part in building a better tomorrow.

289 - 311 Bayswater Road  
Bayswater North, Victoria  
3153 Australia

E [sales.au@simba.global](mailto:sales.au@simba.global)  
W [www.simba.global](http://www.simba.global)  
P 1300 SIMBA1



Simba Global

